

# supertri

## BLENHEIM PALACE



**SUPER  
SERIES**

**PRO RACE ATHLETE GUIDE  
7 JUNE**

supertri

BLENHEIM  
PALACE  
TRIATHLON



**SUPER  
SERIES**



# Introduction

The Supertri Pro Series at Blenheim Palace now doubles as a stage of British Triathlon's Super Series - giving UK elite athletes the chance to race alongside international professionals and qualify for the Supertri Pro Series Final, where more than \$800,000 in prize money awaits.

Set at a UNESCO World Heritage Site and the birthplace of Winston Churchill, this is the UK's biggest triathlon race weekend.

Heritage meets speed.

This is Blenheim Palace.

## Prize Money

\$35,000 in prize money and six Supertri Pro Series Final qualification spots are on the line. Super Series athletes are eligible for both the British Triathlon Super Series and Supertri Pro Series podiums.

## Supertri Pro Series

Supertri Pro Series events pay 10 deep, encouraging development across the sport:

1st Place: **\$5,000**

2nd Place: **\$3,500**

3rd Place: **\$2,000**

4th–10th Place: **\$1,000** each

The top 3 men and top 3 women automatically qualify for the Supertri Pro Series Final where a total prize pot of **\$800,000** awaits and the winner takes home **\$100,000**.

## British Triathlon Super Series

British athletes who have also registered through the National Federation for the Super Series can also qualify for the Super Series Purse:

1st Place: **£500**

2nd Place: **£400**

3rd Place: **£300**

4<sup>th</sup> Place : **£200**

5<sup>th</sup> Place : **£100**

**7 June 2026**

## Welcome

Supertri and British Triathlon would like to extend a warm welcome to all competitors and spectators to Supertri Blenheim Palace on 7 June 2026.

### Venue

Blenheim Palace, Woodstock, Oxfordshire, OX20 1PS

### Car Parking

Parking is available in the event village. Parking is free of charge. Athletes should arrive at the main venue entrance at Hensington Gate on the Oxford Road.

### Facilities

Athletes can use the changing facilities in the VIP area which is in the event village. There are also showers and private toilets in this location.

## Registration & Race Packs

Registration will be located in the main registration tent on arrivals. There are specific desks for the pro race and this will be managed by technical officials.

Registration will be between 07:30 – 08:00 for men and 08:00 – 08:30 for pro women on race day morning.

A Mandatory Bike Check will be carried out by the Technical Official to ensure your bike conforms to rules associated with Draft Legal racing at transition entrance.

### Race Pack:

Race Packs will include the following items:

- VIP wristband (access to changing and shower facilities)
- Transition wristband – access to transition area
- Bike and helmet stickers
- Tattoos for legs and arms
- Timing Chip

Please return your timing chip to the marshals in the finish area at the end of your race, or if you drop out for any reason to a member of the event team or Technical Official.

## General Information

### Results

Provisional results will be available on the event website [here](#) immediately after the event. Results will be signed off by the Race Referee on site.

### Home Nation Association Membership Cards (Super Series Only)

For athletes entering the British Triathlon Super Series Race, please bring your British Triathlon membership card and ensure it is up to date and valid on race day. Athletes racing in the Series must have a British Triathlon membership that includes a race licence.

### Withdrawing during the race

If at any point during the race you feel the need to stop and pull out of the race, please do not hesitate to do so. It is mandatory that if you withdraw from the race then you need to find the nearest marshal who will help you get back to the event headquarters. Marshals can also call for medical support should it be needed.

**Please notify a Technical Official, Timing or the Event Organiser to hand back your chip and confirm you have withdrawn.**

### Medical

There will be extensive medical cover provided on all sections of the course. If at any point you require assistance, please find the nearest marshal who will be able to locate medical support for you. If for any reason you are feeling unwell on race day or have been unwell in the build-up to the race, please consider carefully whether you are fit to compete.

### Volunteers

Volunteers are the people who really make an event work and make the experience for the athletes every bit more special. This event is organised by volunteers who are triathletes, runners or simply individuals who are keen to help out. Any athlete who verbally insults any one of our volunteers will be disqualified immediately.

### Sustainability and waste

We would appreciate it if all competitors made every effort to keep the venue, and the surrounding area as clean as possible, there will be ample bins.

## Bike Familiarisation & Transition

### Bike Familiarisation

There is no Bike Familiarisation available

### Transition

Transition check-in will take place from 08:00 – 08:30 for pro men and from 08:30 – 09:00 for pro women. Please note that transition is roughly a 5-10min walk from registration, so allow yourself sufficient time.

Please allow sufficient space for your fellow athletes. No Bags/Boxes will be allowed to stay in the transition area. Transition boxes will be provided by the organiser.

Please wear and fasten your helmet before entering transition. You will not be allowed in with your bike unless this is in place. Additionally, you must have your stickers and tattoos on to enter transition.

After the race, you will need your wristband to re-enter the transition area. Once you have found your racking space and bike, tidy your area and leave the transition as soon as you can. We would appreciate the Transition area being cleared as quickly as possible once permissions has been given by the Race Organiser.

# Event Schedule

07:30 – 08:00	Registration Pro Men
08:00 – 08:30	Registration Pro Women
08:00 – 08:30	Transition Check In Pro Men
08:30 – 09:00	Transition Check In Pro Women
08:40	Race Briefing Pro Men – Swim Start
08:50	Pro Men Line Up
09:00	Pro Men Start
09:10	Race Briefing Pro Women – Swim Start
09:20	Pro Women Line Up
09:30	Pro Women Start
11:00	Pro Medal Ceremonies – Event Village
11:30 – 12:00	Transition Check Out
16:00	Event Closes

# Swim

The Swim starts with a deep water start between two buoys. Athletes are allocated numbers based on World Triathlon and then British Triathlon ranking and are called forward to select a start position according to the ranking list. Once you choose your starting position you must remain in that spot. The course is point to point with participants swimming 1 lap of the Sprint Route to the furthest Yellow buoys and then returning to the swim exit pontoon. Athletes keep buoys on their left shoulder. The start of the race will be made by the Race Referee using a starter horn.

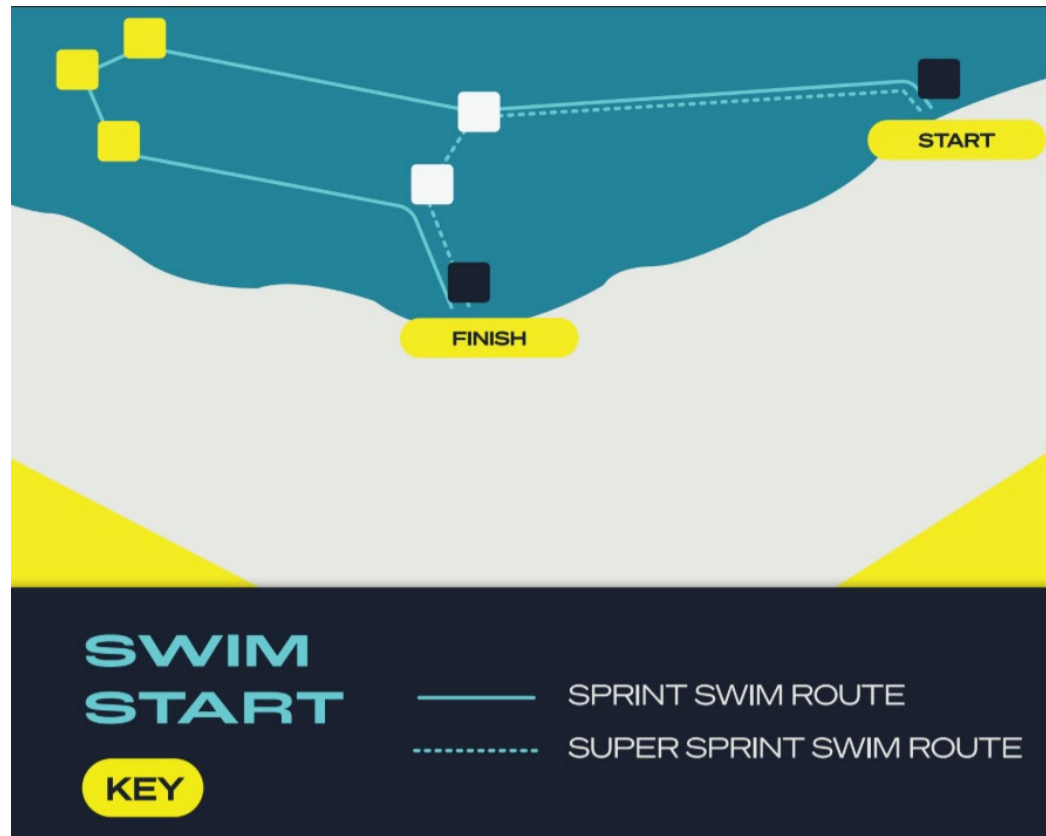
In the case of a false start, multiple horn blasts will sound instructing participants to return to the start.

**Any athletes who false start will receive a 10 second penalty in T1**

Wearing of wetsuits in line with World Triathlon competition rules

**Water safety** - There will be a large water safety team to support competitors. Should you require any assistance or want to pull out of the race during the swim please roll onto your back and raise your arm in the air, a kayak will come to assist you.

Strava links can be found here - <https://by.supertri.com/blenheim-palace-triathlon/sprint/>



# Bike

The bike is a 3 lap 6.6km technical, undulating course. Athletes should be aware of the following hazards:

- There are 2 technical downhill descents – the first after 1km and the second on the return to the Palace over Bladon Bridge
- At Bladon Bridge at 4.5km, athletes should plan to ride over single file and not attempt to overtake
- Bike Dismount is on a tight corner by the North Gates and entry back into the Courtyard

All races take place on fully closed roads, but athletes should still be aware that members of the public not involved in the race may choose to ignore restrictions in place.

In addition, it has been known for wildlife to make its way onto the course.

Athletes are encouraged to ride safely and within their own limits based on the terrain and weather conditions. It is the athlete's responsibility to know the course and to count your own laps.

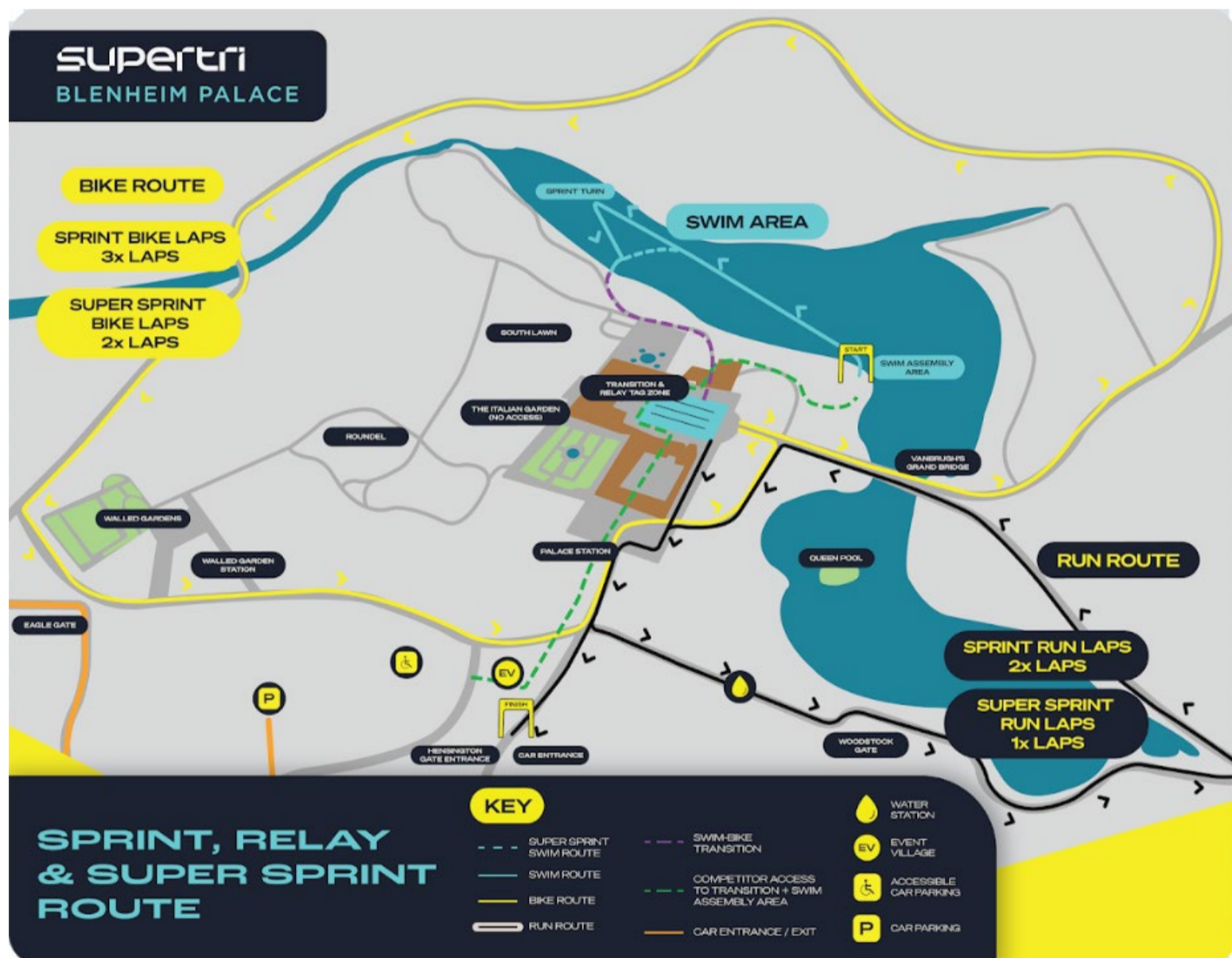
The race is draft legal.

For this event there is a lapping rule exemption, but athletes cannot draft off participants who are on a different lap to them.

Technical Officials on motorbikes will be in place to ensure this rule is followed.

Helmets are mandatory and must be worn fastened up at all times during the bike stage. Helmets should be put on in transition before you touch your bike and only taken off again once your bike has been racked in transition.

Strava links can be found here - <https://by.supertri.com/blenheim-palace-triathlon/sprint/>



# Run

The Run course is a 2 lap 3km loop.  
The course is undulating and includes a long climb back to the Palace from Grand Bridge.

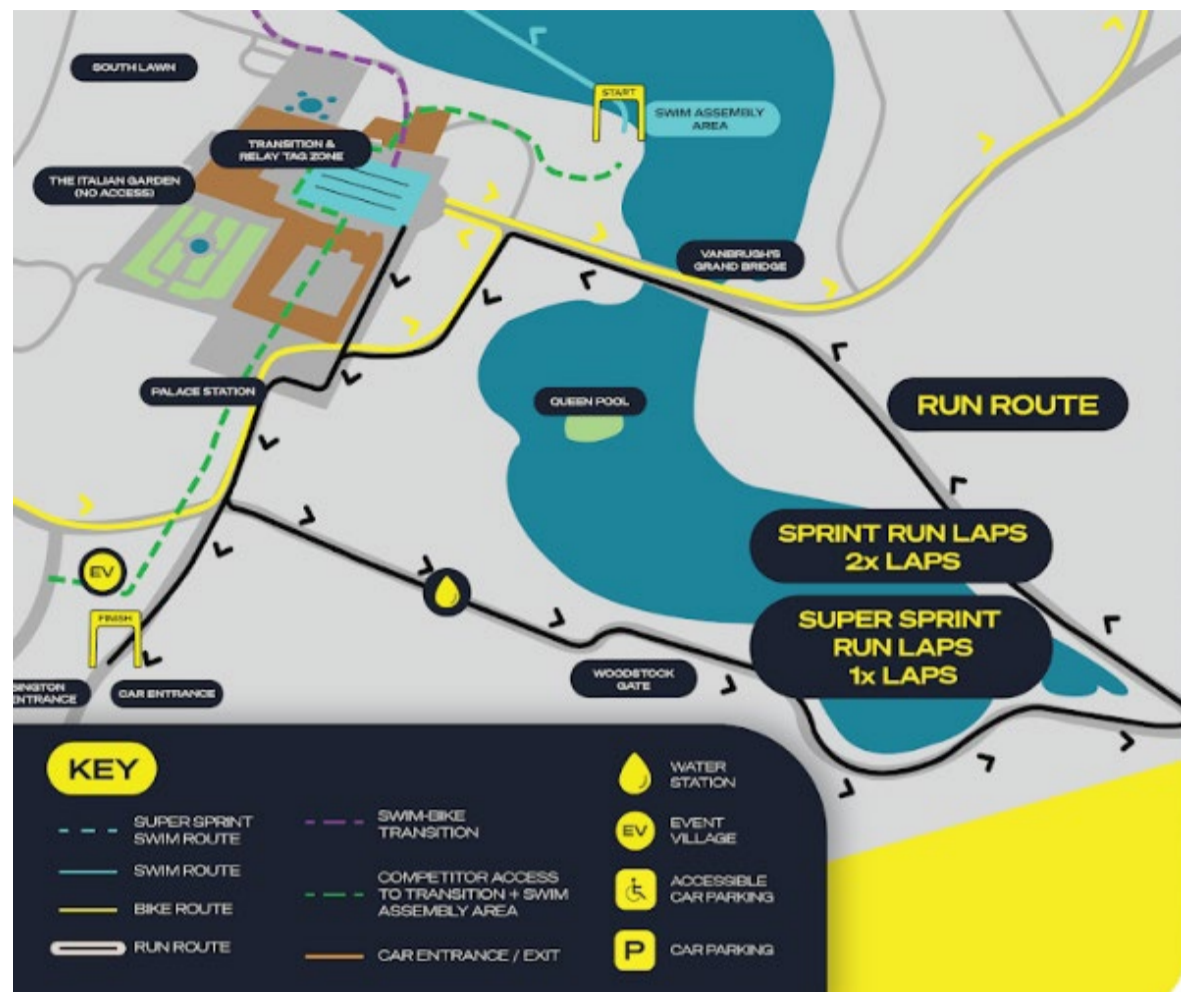
There is also a steep climb and descent out of transition over a bridge which takes athletes over the bike course.

At the end of the 2<sup>nd</sup> lap, athletes should choose to run straight on to the finish line at the crossroads rather than turn left to complete a 3<sup>rd</sup> lap.

There is an aid station at 400m from the start of the lap serving sealed water bottles.

It is your responsibility to know the run course and complete the correct number of laps.

Strava links can be found here - <https://by.supertri.com/blenheim-palace-triathlon/sprint/>



# Finish


There is a mixed zone at the finish for post event interviews which athletes will need to pass through.

Recovery drinks and food are available at the finish as well as medical services.

Please return timing chips at the finish line.

Medal ceremonies will take place together (male and female) at 11:00 in the event village on the main stage.

The first 3 athletes over the finish line per gender as well as the first 3 British Super Series athletes will need to attend medal ceremonies for 2 podiums.



## Rules and Regulations

Both Supertri Blenheim Palace and The British Triathlon Super Series operates within and utilises the [World Triathlon Competition Rules](#).

For specific rules and regulations, including uniform, equipment, and wheel regulations, please see the relevant Technical Guidance document under the [Resources](#) tab of the Super Series Website.

### Marking Transition

As per the British Triathlon Competition Rule 7.1q: Marking positions in the Transition Area is forbidden. Marks and objects (such as balloons, talcum powder, chalk, towels) used for marking purposes are not permitted and will be removed and the competitors will not be notified. Wetsuits or other items of clothing hung over racking is classed as marking.

### Wheel Regulations

Any wheels used at Supertri Blenheim Palace and British Triathlon Super Series races must be defined as standard (described in the relevant Technical Guidance documents for each category found on the [Resources](#) page) or listed on the [UCI Non-Standard Approved Wheel List](#). We ask that you please either keep the approval decal, memorise the page number that your wheels appear on within the wheel list, or have a screenshot of your wheels on the wheel list. This allows Officials managing wheel checks to find your wheels more easily on the list and speed up wheel checks.

### Uniform within the Field of Play

As per the World Triathlon Competition Rule 2.8ix: The uniform must be worn over both shoulders while the athlete is on the Field of Play. Nudity of any kind will not be permitted. The event features minors racing and spectating and so this ruling must be respected by all. The Field of Play is defined as "The course on which the competition will take place, the start and pre start areas, the finish and post finish areas, the aid stations, the wheel stops, the penalty boxes, the ceremony area and the briefing area. Usually, the field of play is separated from the public by a clear boundary".

### Approved Running Shoe Guidance

Any running shoe used at Supertri Blenheim Palace and the British Triathlon Super Series races must be listed on the World Athletics Approved Shoe List. Shoes listed in blue on the Approved list are 'Development' shoes and will not be accepted as World Athletics only has only approved their use in specific circumstances. If an athlete can provide proof from World Triathlon or World Athletics that they have been approved to wear the shoe during a specific period, they will be allowed to wear it.

If a shoe was manufactured prior to 2016 and the manufacturer is listed in the Approved Shoe List, the shoe will be automatically approved. Any shoe manufactured after 2016, that isn't on the Approved Shoe List will NOT be approved. Bespoke shoes are not allowed under any circumstances. Please note, this is different to customised.

Any shoe that is suspected to be in breach of the above, or is protested, will be sent to British Triathlon for further analysis to assure they conform with the World Athletics guidelines. <https://www.worldathletics.org/about-iaaf/documents/technical-information> (Manuals and Guidelines > World Athletics Approved Shoe List)

Please note that not all shoes are present on the list. In almost all cases that the shoes have been purchased from a manufacturer or sports store and are readily available to all, the shoe is legal.

### Code of Conduct

Supertri and British Triathlon are committed to upholding and protecting the organisation's vision and values, and maintaining the highest possible standards of sporting integrity, through our four core values.

#### BE PEOPLE CENTRED

Nurture environments to promote great experiences in swim, bike, run.

#### BE INCLUSIVE

Promote and help make a more equal, diverse, and inclusive triathlon community and culture.

#### DO WHAT'S RIGHT

Behave with honesty, kindness, respect, and integrity.

#### BE AMBITIOUS

Be passionate about doing your best.

### Parental Conduct

Parents, guardians or accompanying adults must conduct themselves in a proper manner; failure to do so may result in disqualification of the competitor. As per rule 23.6 of the British Triathlon Rules misconduct by parents, guardians or accompanying adults may include, but is not limited to:

- Threatening or abusive language
- Failure to obey marshals/Official's instruction
- Tampering with equipment of others
- Unsporting impedence

All individuals have a responsibility to act with integrity, in accordance with the standards set by British Triathlon. Any discriminatory, offensive and violent behaviour is unacceptable, and complaints will be acted upon under the procedures of our Safeguarding and Protecting Children Policy.

### Staying safe in Triathlon

Your wellbeing and enjoyment of triathlon is paramount, and you should always feel safe when training and competing. If you're worried, upset or something concerns you like the behaviour of someone, it's important to talk to someone that you trust.

Follow these four simple steps:

Recognise – if you have a concern, notice a problem or if you're worried or upset

Respond – Know what you need to do, identify someone you trust

Record – as many details as possible - who, what, when, where – capture details in writing

Refer – the information to appropriate people. **Do not ignore it – always tell someone!**

### Who to talk to

Please contact the Event Safeguarding Officer or the British Triathlon Safeguarding Team:

- Marc Scott 07384214726,
- Daisy Ratcliff 07501045231

British Triathlon :01509 837137 Option 1 or email [concern@britishtriathlon.org](mailto:concern@britishtriathlon.org)

You can also ring the NSPCC helpline on 0800 800 5000 or by emailing [help@nspcc.org.uk](mailto:help@nspcc.org.uk). Following reporting the matter to the emergency services or NSPCC you must inform British Triathlon.

### Staying safe online

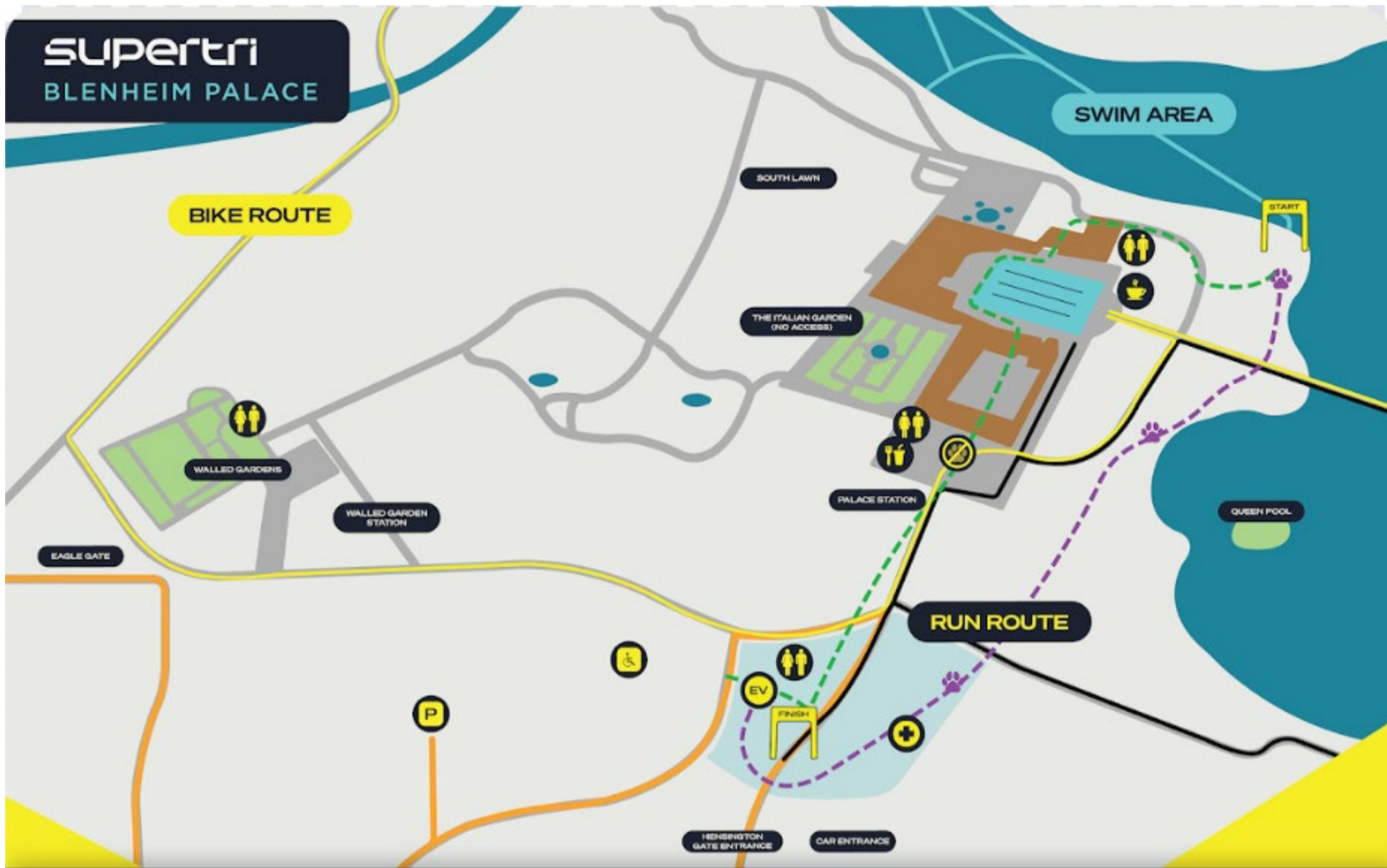
The internet is fantastic! You chat to your friends, meet new people, keep up to date with everything that is going on and share photos and videos, even play games and talk to people all over the world without even needing to leave your room. We've created a simple guide to staying safe on the internet. Why not download [here](#) – it's full of handy tips.

As per the event terms and conditions British Triathlon has the right to use images, photographs and footage taken by their contracted photographers and employees at the Event. These images will be used for the purposes of promoting, reporting and broadcasting the Event, and any other promotion related to the business activities of the Organiser.

### Event Photography Opt Out

If a parent wishes to NOT have their child photographed at the event, they will need to fill out and sign the photography non-permission/opt out form. They will then be given an **orange** wristband so they can be identified by event photographers. The form will be made available at registration.

# Site Map



## SPECTATOR ROUTE

### KEY

- |            |   |                        |               |         |
|------------|---|------------------------|---------------|---------|
| SWIM AREA  | SPECTATORS WITH DOGS ROUTE & WW ROUTE BACK TO START | FOOD & DRINK           | NO DOGS       | MEDICAL |
| BIKE ROUTE | SPECTATORS ROUTE TO START (NO DOGS)                 | ACCESSIBLE CAR PARKING | EVENT VILLAGE | TOILETS |
| RUN ROUTE  | CAR ENTRANCE / EXIT                                 | CAR PARKING            | TEA / COFFEE  |         |

# Event Village Map

